

Memory Game

This activity is all about testing your memory and your team strategy.

DO NOT LOOK AT THE NEXT PAGE UNTIL YOU ARE READY TO PLAY!

Zoom in or out so that you can only see one full page at a time

HOW TO PLAY:


1. A page full of pictures will be shown to you for a certain amount of time.
2. After that time is up, you must write down as many of the pictures as you can remember. If you remember them all, WOW you have an awesome memory! Try and get the best score you can.
3. There are four rounds, each one a little bit harder than the last with more pictures to remember.
4. You can start by working individually for practice, but by Round 3 and 4, you will need to team up with a partner and come up with a strategy to work together. (You can work in a team for all the rounds if you want to)
5. Round 1 & 2 you have 6 seconds to view the pictures. Round 3 & 4 you have 12 seconds. (This can be flexible and adapted to the age group that is playing)

DEBRIEF DISCUSSION:




Were you able to remember more pictures when you teamed up with someone?
What strategy did your team use to try and get the best score possible?

→ Another way to play this game is to arrange some classroom/household items on a table and cover with a towel until you're ready to play.






Round 1



Round 2



Round 3



Round 4

